



# **CADprofi 7.21**

## ✓ Additional options in the command „Quick edit”



In the command „Quick edit” we have added additional options allowing to quick copy and rotate the symbols.



Copying – this option allows for quick symbols copying with automatically inserting into lines.



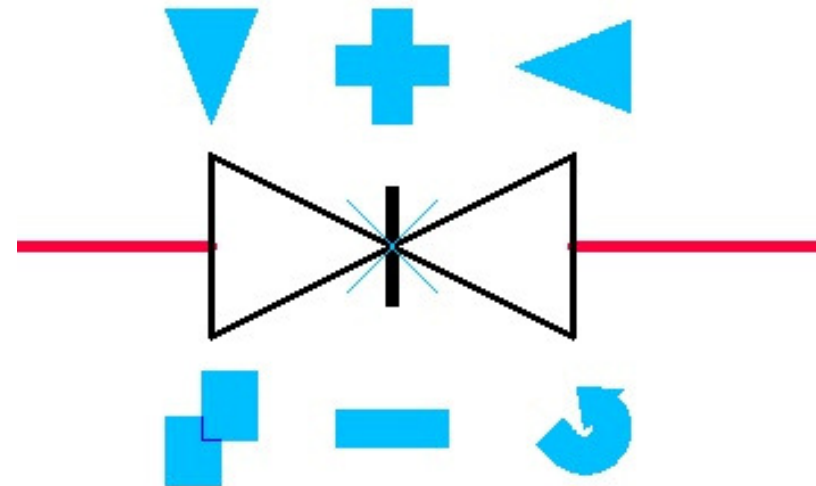
Rotation – quick symbol rotation relating to base points.



Scaling – in new version we have updated symbols scaling with attributes.



Mirror – rapid reversal of symbols relative to the axis X or Y.



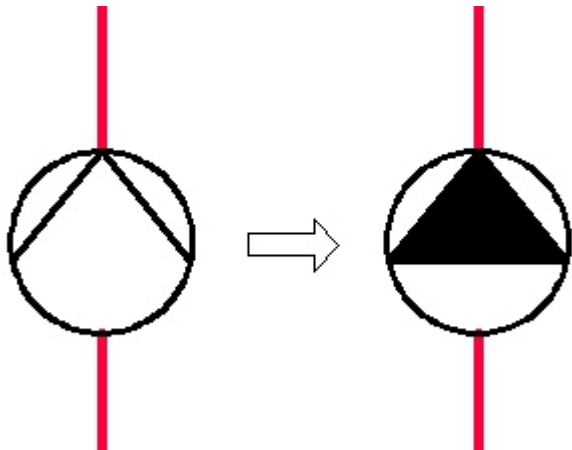
## ✓ New command – „Edit symbols”



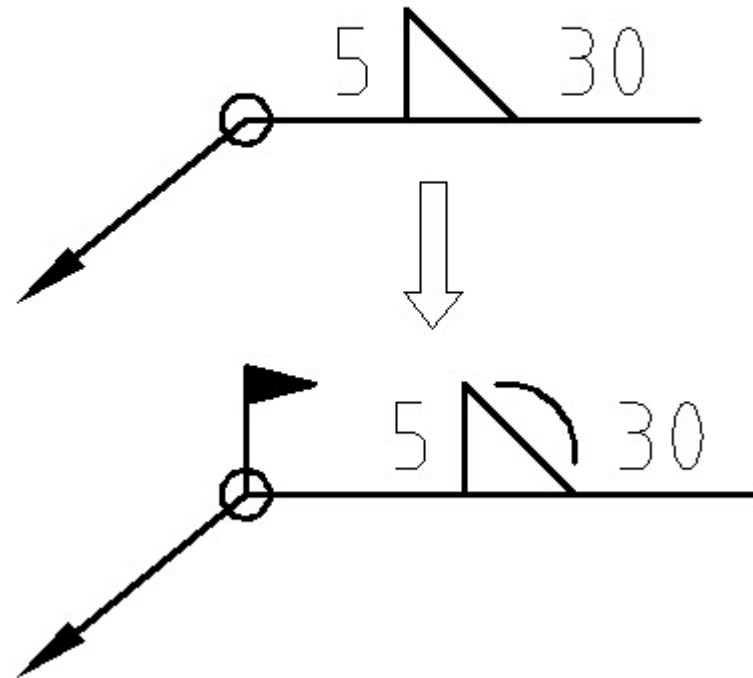
New command „Edit symbols” allows to edit CADprofi symbols in every way.

This command is especially useful when editing symbols weld marks, roughness etc. Until now if you needed to edit such symbols it was necessary to erase the symbol and insert a new one. New program version have made modifying symbols a lot easier.

Command „Edit symbols” is also used to convert a symbol into an alternative one.



*Changing symbols*



*Editing symbols*

## ✓ New command – „Insert similar object”

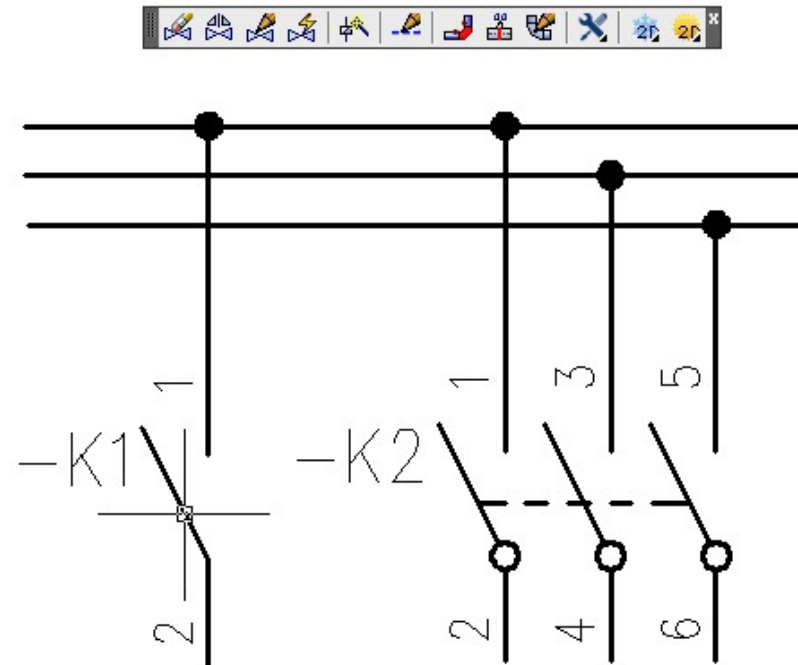
### Insert similar object

When creating projects it is necessary to insert into the drawing symbols from different categories.

CADprofi program has got a very large library of symbols and choosing the right symbol may take some time when searching the right library and changing categories. New command simplifies this task.

Command „Insert similar object” rapidly opens the right category in the library which allows you to access the necessary symbols faster. All you need to do is to select the desired symbol in the drawing.

This command will simplify work for example when inserting alternate, one and multipolar symbols while making Electrical schemes. In the HVAC module command „Insert similar object” will be used for example when inserting alternate valve symbols and symbols from many categories.

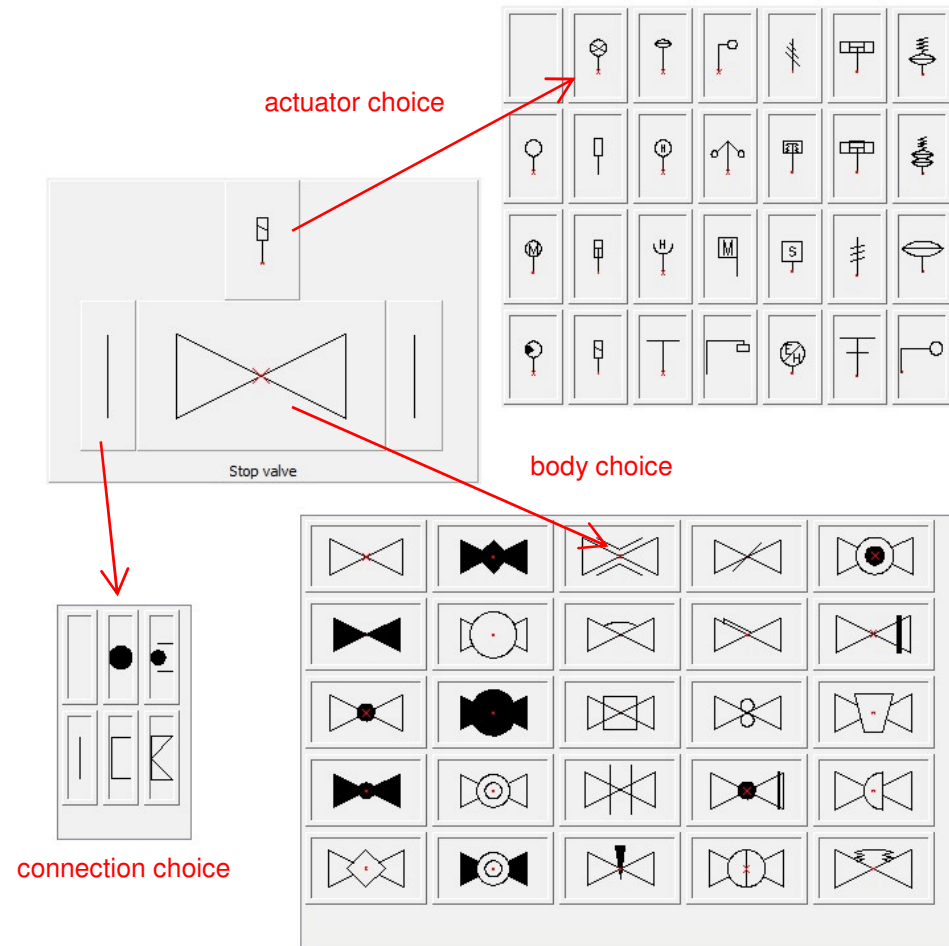


## ✓ Multi-variant symbols In the HVAC & Piping module

In HVAC & Piping module we have added valve symbols for which there is choice of different options of bodies, actuators and connections (for example: flanged, threaded, welded).

Multi-variant symbols can be modified by using the “Edit symbols” button.

Multi-variant symbols ease the work because one multi-variant symbol can replace many “traditional” symbols. Until now when it was necessary for example to insert a valve with a right actuator into the drawing we had to find the right valve and the right actuator. Now this valve can be inserted in one easy step. In addition to this an easy edition of symbols inserted to drawing is possible (for example changing flanged symbols into threaded symbols).




# CADprofi 7.21

## ✓ Works with AutoCAD 2012

Program has been adapted to work with the latest version of AutoCAD 2012.

CADprofi program works with many CAD programs: AutoCAD (since 2000 version), AutoCAD LT, Bricscad, GstarCAD, IntelliCAD, progeCAD, ZWCAD and many others.



## ✓ Ribbons optimization and some minor improvements in many commands

We have optimized buttons layout on CADprofi ribbons so they take up less space. This was especially important for users who are working on low resolution screens. In ribbons and toolbars we have included commands that have appeared in the current program version.



*CADprofi ribbon (in GstarCAD 2011)*

In CADprofi 7.21 we have introduced optimization and adjustments in many procedures, which purpose is to increase the speed and reliability of the program.



# CADprofi 7.21

✓ **Manufacturers library update + additional libraries added**

